

Features:

- ▶ Maximum SPL Output 137 db Peak
- ▶ 15" Differential Drive® low-frequency driver for low-distortion and higher SPL
- ▶ 1.5" diameter next generation JBL neodymium compression driver
- ▶ 1500W (dual 750 watt) highly efficient Class-D amplifier
- ▶ Optimized EQ for monitor or front-of-house applications
- ▶ DSP input section, crossover, dynamic limiting, component optimization, selectable system EQ
- ▶ Wireless remote control of its onboard DSP EQ parameters via Wi-Fi. Control and configure your show from anywhere
- ▶ Professional XLR-G™ combination inputs, RCA inputs, and XLR loop-through
- ▶ Integrated 36 mm pole mount socket with angle down tilt
- ▶ Integrated 12 x M10 suspension points
- ▶ Lightweight poplar plywood cabinets made structurally sound with tongue and groove joints and protected by JBL's tour proven DuraFlex™ finish



Application:

- ▶ The 2-way 15" offers the perfect balance between size and performance. The PRX815 truly is an exception; it's small, light weight, versatile and powerful with remote Wi-Fi control of onboard DSP EQ parameters. The performance and asymmetrical design make this a perfect choice for musicians, entertainers and DJ's when portability is key, or when hung by the suspension points, an exceptional light-duty installation speaker. All PRX800 Series speakers were designed to excel in sound reinforcement where challenging audio environments and loud volumes are the norm. For applications requiring full bandwidth sound reproduction, the PRX815 delivers the optimum balance. For live music, recorded music playback and speech the user has the option of tailoring the EQ. A microphone can be directly connected to the speaker input for quick PA applications. Coupled with a PRX800 sub-woofer the system becomes an efficient, full-range sound system.
- ▶ The PRX815 is comprised of 15" 275G Differential Drive® woofer, a 2408H-2 37.5 mm (1.5 in) annular polymer diaphragm, neodymium compression driver mounted to a 90° by 50° horn, all driven by 1500 watt Class-D power amplifier. Sophisticated DSP is at the core of a fully featured input section, providing user selectable system EQ, protection, input sensitivity selection, cross-over functionality, dynamic limiting and discrete component optimization.
- ▶ All PRX800 cabinets are built from 18 mm, strong, light-weight poplar plywood made structurally sound with tongue and groove joints. All PRX800 Series cabinets are protected by JBL's tour proven DuraFlex™ finish. Grilles are made from dent-resistant 16 gauge steel and handles are made from light-weight glass-filled nylon for added strength and durability. All M10 suspension points are constructed from 14 gauge steel and have been tested with a yield-strength of 1000 lbs. Each.
- ▶ The amplifier input panel offers XLR or 1/4 inch jack compatibility and a sensitivity switch provides extra flexibility, making it possible to connect literally any sound source without using a mixer. Signal present and overload lights indicate the system status and assist in setting the optimum level via the level control knob.

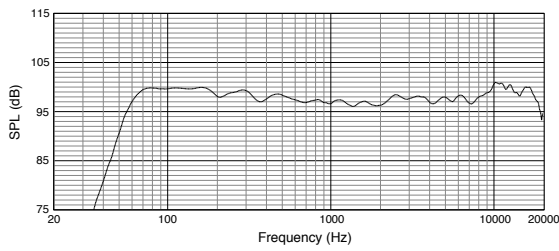
Specifications:

System:	
System Type:	Self Powered 15", two-way, bass-reflex
Maximum SPL Output:	Normal 137dB peak
Frequency Range (-10 dB):	Main: 42.9 Hz - 19.5 kHz Monitor: 43.6 Hz - 19.3 kHz
Frequency Response (±3 dB):	Main: 58.1 Hz - 17.2 kHz Monitor: 60.7 Hz - 16.7 kHz
Input Connectors:	2 x Balanced XLR / 1/4 inch input, 2 x unbalanced RCA input
Input Impedance:	20K Ohms (balanced), 10K Ohms (unbalanced)
Signal Indicators:	Limit: Yellow LED indicates peak output has been reached and DSP limiter is acting Signal: Green LED indicates signal present Power: Blue indicates system has power and ready to pass audio
EQ:	User selectable presets for Main or Monitor position. Advanced EQ settings available using PRX Connect application via Wi-Fi
Dynamic Control (Input):	dbx Type IV™ limiter circuit
Crossover Frequency:	2 kHz
Amplifier:	
Design:	Highly efficient Class-D amplifier
Power Rating:	1500W (750W x 2)
AC Power Input:	100V - 240V ~ 50/60 Hz
Speaker:	
LF Driver:	1 x JBL 275G (15 in) woofer
HF Driver:	1 x JBL 2408H-2 37.5 mm (1.5 in) annular polymer diaphragm, neodymium compression driver
Coverage Pattern:	90° x 50° nominal
Enclosure:	Asymmetrical, 18 mm, birch/poplar wooden enclosure
Suspension / Mounting:	Dual 36 mm pole socket, 12 x M10 Suspension Points
Transport:	1 x injection molded handle with backing cup
Finish:	Obsidian DuraFlex™ finish
Grille:	Powder coated, Obsidian, 16 gauge perforated steel with acoustically transparent black cloth backing.
Dimensions (H x W x D):	701 mm x 446 mm x 359 mm (27.6 in x 17.5 in x 14.1 in)
Net Weight:	20.86 kg (46 lb)
Gross Weight:	26.3 kg (58.0 lb)

JBL continually engages in research related to product improvement. Some materials, production methods and design refinements are introduced into existing products without notice as a routine expression of that philosophy. For this reason, any current JBL product may differ in some respect from its published description, but will always equal or exceed the original design specifications unless otherwise stated.

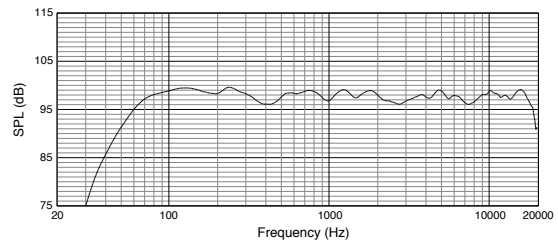
► PRX815 15" Two-Way Full-Range Main System/Floor Monitor

Frequency Response (Normal)

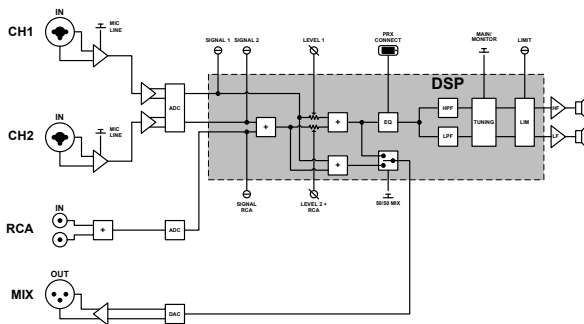


Frequency Response (Monitor)

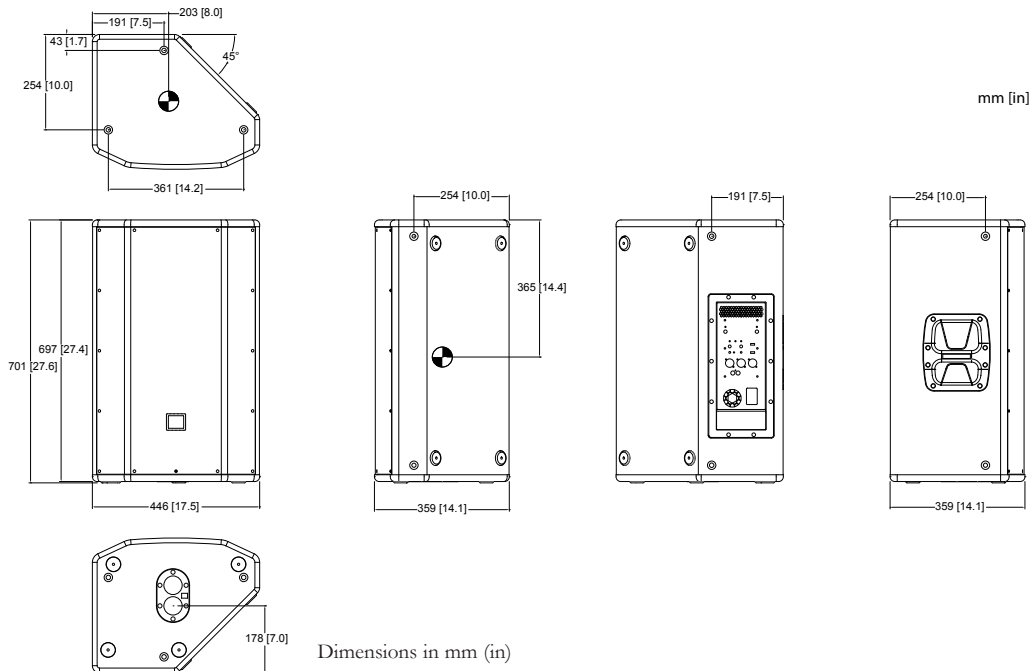
Measurement performed in monitor position



Block Diagram:



Dimensions



Dimensions in mm (in)



JBL Professional
8500 Balboa Boulevard, P.O. Box 2200
Northridge, California 91329 U.S.A.

© Copyright 2016 JBL Professional
www.jblpro.com

PN: 5075805
SS PRX815
CRP
06/16